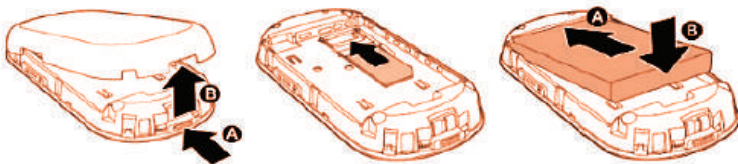


Ozone Mifi

Connection & Troubleshooting Guide



getting started with the Ozone MiFi



1. Remove the back cover of your Ozone MiFi device.
2. Remove the battery and note the SSID, WiFi key and password (8 digit number) on the inside of back cover of the Ozone MiFi device.
3. Insert your SIM into the card holder.
4. Re-insert your battery.
5. Replace the back cover of your MiFi.

Your Ozone MiFi is now ready to be charged.

Once fully charged, power on the device by pressing down the power button for **at least 5 seconds**.

Your Ozone MiFi device is now ready to be used with the default internet connection.

understanding the status indicators on the Ozone MiFi



connecting to the internet with the Ozone MiFi

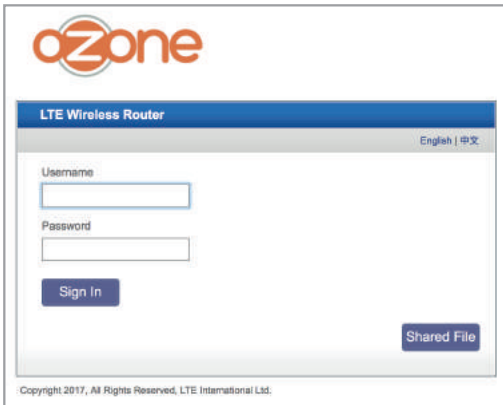
To connect to the Internet using the Ozone MiFi, please:

1. Enable the WiFi connection on the device that you want to connect to the Internet with
2. Do a search until you find the SSID that you saw on the back of the Ozone MiFi device
3. Connect to this hotspot and enter the password you saw on the back of the Ozone MiFi device or, if you previously changed the password, enter that one
4. Once connected to the Ozone MiFi device, you will automatically be connected to the Internet
5. You will see two letters at the bottom of the display **(T)** and **(U)**.
The **(T)** represents the data used and the **(U)** represents the number of users connected to your Ozone MiFi

amending the Ozone MiFi settings

Once you have entered your Ozone MiFi's local web address:
http://192.168.0.1

You will see this web login page,
Please enter your credentials:
Username: admin
Password: admin

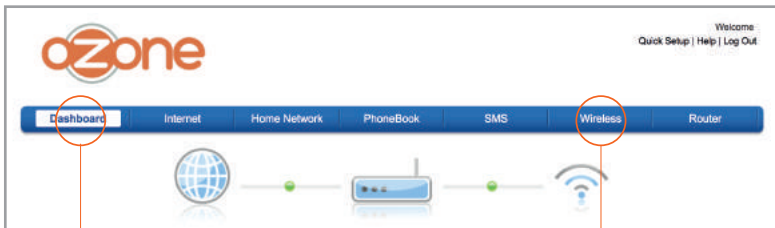


Important note: it is not recommended that customers change these credentials as they are the only means of accessing the device settings.

However, if extra security is required, the credentials can be changed in the setup menu **but thereafter an override will not be possible.**

configuring **your Ozone MiFi**

Customising and Configuring the Ozone MiFi Menu Options in the Web Portal: Go to <http://192.168.0.1>



Home Network

Connected Devices
1

Wireless
Enabled

Wireless Settings
Wireless Network:
Ozone Wireless 4G LTE MiFi
Security Mode:
WPA-WPA2 Mixed
Channel Number:
Automatic

DHCP Server
Enabled

Traffic Statistics
Sent Packets:
6487539
Received Packets:
6305898

Reset

Two Main Menus to access all options

Number of users on Ozone MiFi
All users attached to the MiFi are shown here.

Resetting Data History (Usage Monitor)
Reset the traffic statistics to zero

changing the SSID & WIFI key

ozone

Welcome
Quick Setup | Help | Log Out

Dashboard Internet Home Network PhoneBook SMS **Wireless** Router

Wireless Settings
Wireless Security Settings
Wireless MAC Filters

Wireless Security Settings ?

Network Name (SSID):
Ozone Wireless 4G LTE MiFi

Network Visibility Status:
 Visible Invisible

Wireless Security:
WPA-WPA2 Mixed

Add WPS Client

Password:

Uppercase Password

WPA Cipher:
WPA-TKIP/WPA2-AES

Click SAVE to confirm changes

Save

Change the name of the SSID (give your MiFi a name)

Changes the password for the SSID

preventing devices from connecting to your Ozone MiFi

Welcome
Quick Setup | Help | Log Out

Dashboard Internet **Home Network** PhoneBook SMS Wireless Router

DHCP Settings
Connected Devices
Device Traffic
Network Activity
Custom Firewall Rules
Port Filter
Port Forwarding

Device Traffic Reset Data Traffic

Name	MAC Address	Total Connected Time	Device Status	Action
a8:a7:95:2b:84:39	a8:a7:95:2b:84:39	0 Day 0 Hour 1 Minute 39 Seconds	Disconnected	Block
80:6a:b0:7a:2b:39	80:6a:b0:7a:2b:39	0 Day 0 Hour 1 Minute 36 Seconds	Disconnected	Block
2c:4d:54:90:19:1e	2c:4d:54:90:19:1e	0 Day 0 Hour 8 Minutes 8 Seconds	Disconnected	Block
e4:a7:a0:dc:6d:4c	e4:a7:a0:dc:6d:4c	0 Day 0 Hour 7 Minutes 13 Seconds	Disconnected	Block
1c:5c:12:87:71:67	1c:5c:12:87:71:67	0 Day 0 Hour 0 Minute 45 Seconds	Disconnected	Block
e8:50:8b:b7:45:a9	e8:50:8b:b7:45:a9	0 Day 0 Hour 49 Minutes 6 Seconds	Disconnected	Block
e0:99:71:d8:0a:62	e0:99:71:d8:0a:62	0 Day 0 Hour 29 Minutes 6 Seconds	Disconnected	Block
00:67:01:72:13:10	00:67:01:72:13:10	0 Day 0 Hour 28 Minutes 23 Seconds	Disconnected	Block
ac:7d:ab:9f:9c:35	ac:7d:ab:9f:9c:35	0 Day 0 Hour 4 Minutes 18 Seconds	Disconnected	Block
ac:81:12:49:5c:da	ac:81:12:49:5c:da	0 Day 1 Hour 10 Minutes 16 Seconds	Disconnected	Block
e8:50:8b:ab:0a:0b	e8:50:8b:ab:0a:0b	0 Day 2 Hours 23 Minutes 8 Seconds	Disconnected	Block
60:d5:19:c2:6f:66	60:d5:19:c2:6f:66	0 Day 0 Hour 25 Minutes 33 Seconds	Disconnected	Block
54:f2:01:69:56:45	54:f2:01:69:56:45	0 Day 1 Hour 12 Minutes 26 Seconds	Disconnected	Block
2c:0e:3d:40:30:bd	2c:0e:3d:40:30:bd	0 Day 0 Hour 3 Minutes 37 Seconds	Disconnected	Block
N42:8f:0e:88:ae	N42:8f:0e:88:ae	0 Day 0 Hour 37 Minutes 31 Seconds	Disconnected	Block

Block devices from connecting to your Ozone WiFi



Beyond A Network